


UW Series

Ceramic Wirewound Resistors



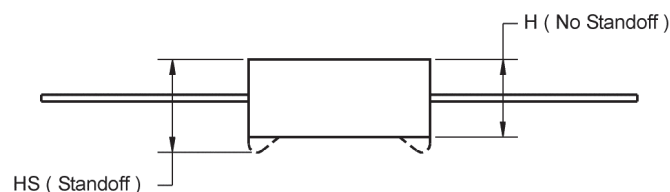
- Resistances from 0.01 to 91kOhms
- Tolerance to $\pm 0.01\%$
- Low Temperature Coefficient
- Power Rating to 15Watts
- All Welded Resistance Element
- Non-Inductive Windings are Available
- Flameproof Inorganic Construction
- UWS Version with Built-in Standoff



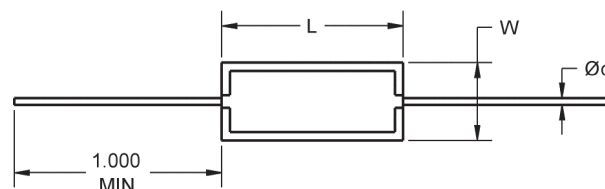
SPECIFICATIONS

Type	Power Rating W @ 70°C	Resistance ¹ Range	L ± 0.04 [± 1.0]	H ± 0.04 [± 1.0]	HS ± 0.04 [± 1.0]	W ± 0.015 [± 0.4]	d ² ± 0.015 [± 0.4]
UW-2	2	0.01 to 22k	0.700 [17.8]	0.245 [6.2]	0.300 [7.6]	0.255 [6.5]	0.032 [0.8]
UW-3	3	0.01 to 22k	0.875 [22.2]	0.312 [7.9]	0.375 [9.5]	0.312 [7.9]	0.032 [0.8]
UW-5	5	0.01 to 45k	0.875 [22.2]	0.375 [9.5]	0.437 [11.1]	0.375 [9.5]	0.032 [0.8]
UW-10	10	0.01 to 65k	1.875 [48]	0.375 [9.5]	0.500 [12.7]	0.375 [9.5]	0.040 [1.0]
UW-15	15	0.01 to 91k	1.875 [48]	0.500 [12.7]	0.625 [15.9]	0.500 [12.7]	0.040 [1.0]

¹ For non-inductive windings / divide maximum resistance by 2
² Lead Diameter: 18 AWG = 0.040" / 20 AWG = 0.032"



UW - No Standoff
 UWS - With Standoff



Ordering Information

For Non-Inductive Windings / insert the letter "N" (i.e. UWN-5)
 Part Number - Resistance - Tolerance - TCR (If not standard)
 Example: UW-5 100 Ohm 1%

UW Series

Ceramic Wirewound Resistors



SPECIFICATIONS (continued)

Specification	Value
Tolerances	±0.01% to ±10% (1% Standard)
Temperature Coefficient	>10Ω : ±20ppm/K 1Ω to 10Ω : ±50ppm/K <1Ω : Call Factory
Temperature Range	-55°C to +275°C
Dielectric Strength	1500 VAC
Constuction	Centerless ground ceramic core Tinned copper or copperweld leads High temperature / inorganic potting compound All welded terminations
Environmental Performance (MIL-STD 202)	ΔR
Dielectric	±0.2% + 0.05Ω
Load Life	±1% + 0.05Ω
Storage	±0.2% + 0.05Ω
Moisture Resistance	±0.2% + 0.05Ω
Thermal Shock	±0.2% + 0.05Ω
5X Overload (5s)	±0.2% + 0.05Ω
Shock	±0.1% + 0.05Ω
Vibration	±0.1% + 0.05Ω

Power Derating Curve

