


UPW 2-0808

Precision Foil Resistors



- Resistances from 10ohm to 150kOhms
- Power Rating to 0.25Watt
- Resistance Tolerances to $\pm 0.01\%$
- TCR to $\pm 4\text{ppm/K}$
- Load Stability to 0.01%

SPECIFICATIONS

Type	UPW 2-0808			
Resistance Range	1.0 to 4.99 Ohms	5.0 to 24.99 Ohms	25.0 to 99.99Ohms	100k to 150kOhms
Power rating (70°C)	0.25W			0.20W
Tolerances	0.5% / 1%	0.05% / 0.1% / 0.25% / 0.5% / 1%	0.01% / 0.02% / 0.05% / 0.1% / 0.25% / 0.5% / 1%	
Stability	0.01%			
Shelf Life Stability	25ppm / ΔR after 1 year			
Temperature Coefficient	max. $\pm 8\text{ppm/K}$ (-55 to 125°C) max. $\pm 4\text{ppm/K}$ (0 to 60°C)			
Insulation Resistance	> 10GOhm			
Thermal EMF	< 0.1 $\mu\text{V/K}$			
Operating Temperature Range	-55 to 155°C			
Resistor Material	NiCr-Foil			
Substrate	Al_2O_3			
Housing	PBTP / Epoxy			
Connector Material	Cu tinned			
Terminals	2			

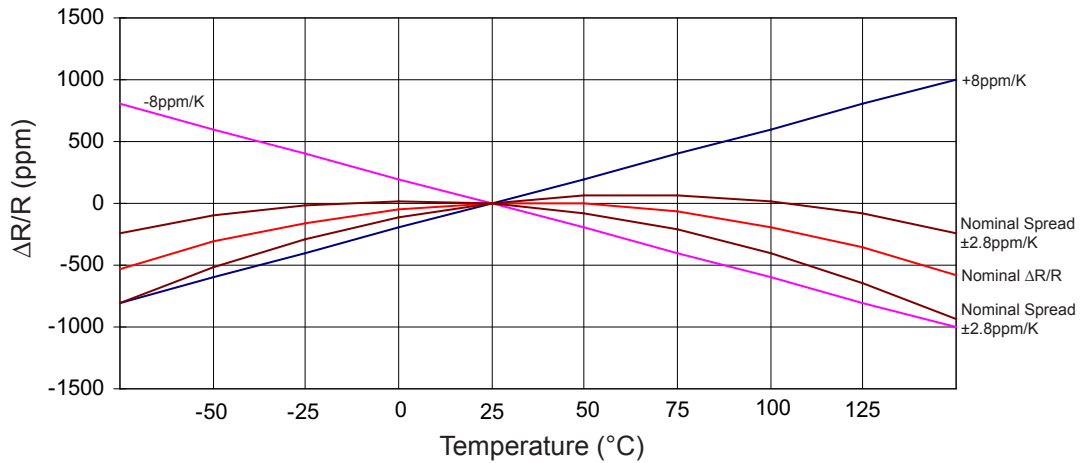
Ordering Information

Part Number - Resistance - Contact - Tolerance - TCR
UPW 2-0808 5.10kOhms J 0.01% 4ppm

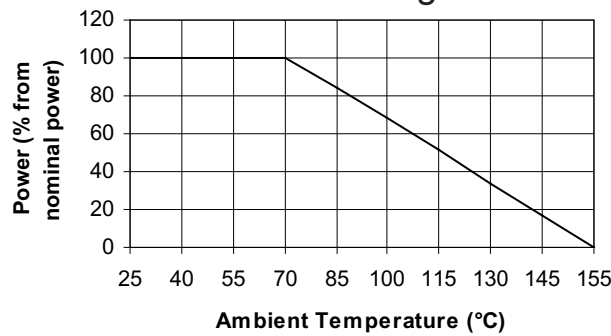
Grid (E) 3.81mm (0.15inches) = D
Grid (E) 5.08mm (0.2inches) = J

SPECIFICATIONS (continued)

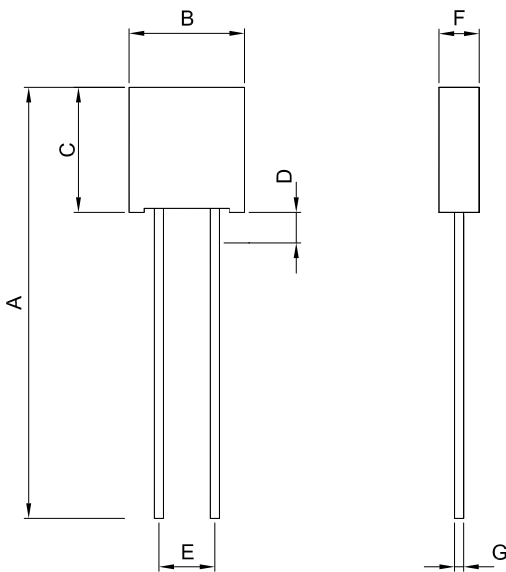
Temperature Coefficient



Derating



Dimensions



Type D / Grid = 3.81mm (0.15inches)				
Dimension	mm	tol. (±mm)	inches	tol. (±inches)
A	28.30	2.0	1.11	0.079
B	7.62	0.1	0.30	0.004
C	8.30	0.2	0.33	0.008
D	2.00	0.1	0.08	0.004
E	3.81	0.1	0.15	0.004
F	2.67	0.1	0.11	0.004
G	∅0.64	0.1	∅0.03	0.004

Type J / Grid = 5.08mm (0.2inches)				
Dimension	mm	tol. (±mm)	inches	tol. (±inches)
A	28.00	2.0	1.10	0.079
B	7.49	0.1	0.29	0.004
C	8.00	0.2	0.31	0.008
D	2.00	0.1	0.08	0.004
E	5.08	0.1	0.20	0.004
F	2.49	0.1	0.10	0.004
G	∅0.64	0.1	∅0.03	0.004