


# TF3000 Series

Thick Film Resistor Networks



- Resistances from 25 Ohm to 10MOhms
- Power Rating to 1.35W
- Resistance Tolerances to  $\pm 1\%$
- Temperature Coefficients to  $\pm 100\text{ppm/K}$
- TCR Matching to  $\pm 5\text{ ppm/K}$
- Up to 9 Resistors

## SPECIFICATIONS

Type	Wattage Rating ( Watts @ 40°C )	L ( MAX )	# of Pins	# of Resistors
TF3006A	0.75	0.590 [15.0]	6	3
TF3008A	1.0	0.780 [19.8]	8	4
TF3010A	1.25	0.996 [25.3]	10	5
TF3006B	0.75	0.590 [15.0]	6	5
TF3007B	0.90	0.685 [17.4]	7	6
TF3008B	1.05	0.780 [19.8]	8	7
TF3009B	1.20	0.878 [22.3]	9	8
TF3010B	1.35	0.996 [25.3]	10	9

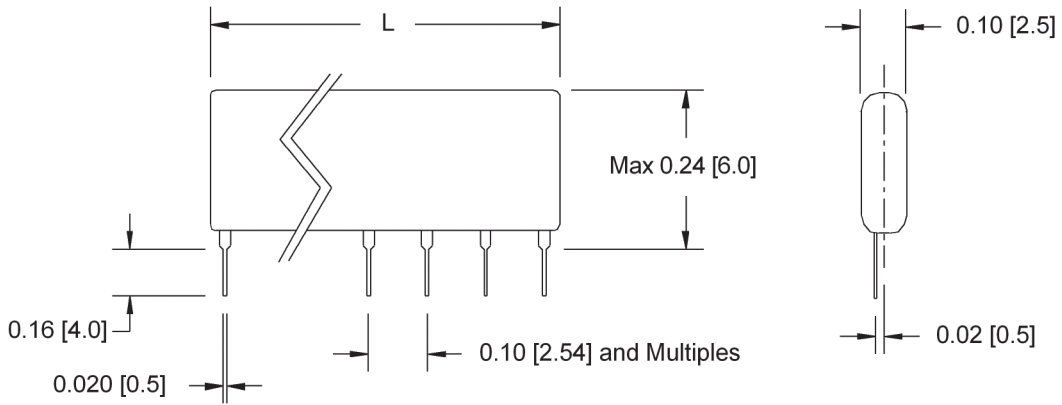
Specification	Value
Resistance Range	25 Ohm to 10MOhms
Tolerances	$\pm 1\%$ : $100\Omega \geq R \geq 1M\Omega$ $\pm 2\%$ : $25\Omega \geq R \geq 5M\Omega$ $\pm 5\%$ : $25\Omega \geq R \geq 10M\Omega$
Temperature Coefficient	$\pm 100\text{ppm/K}$
TCR Matching	to $\pm 5\text{ppm/K}$
Insulation Resistance	>50000 MOhms
Temperature Range	-25°C to +125°C
Voltage Coefficient	$5 \times 10^{-6} / V ( \text{MAX} )$

## Ordering Information

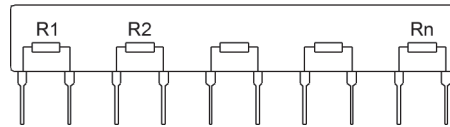
TF30 ( # of Pins ) ( Circuit Type - A or B ) - Resistance - Tolerance - TCR

Example: TF3008B 10 kOhms 1% 100ppm

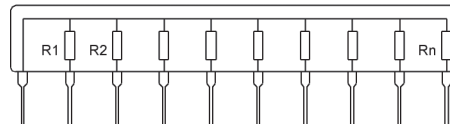
## SPECIFICATIONS



Isolated Circuit (A)



Common Circuit (B)



Power Derating Curve

